

Sharon Hao










HW2

Collaborators: None

Checkmark Heuristic Evaluation

Hi Team Checkmark! Great job on your website so far. It is really beautiful, and I enjoyed playing around with it. I tried to note the things that could be improved, for the most part, since I'm assuming you'll want to keep improving your website. For the most part, I think it's coming along really nicely – my main concern is the messages tab. I feel like that area will probably require the most thinking and designing (will get into more detail)

Student Selections

	Greg
	Danielle
	Evan
	Sarah
	Barbara
	Elisa
	Steve
	Mary
	Marcus

Entire Class

1. Affordance

The green highlighting gives really great affordance on which students have been selected. It is very clear that a selection is a toggle. (minor)

2. Efficiency

I really like that you have a checkbox for "Entire Class". It seems like a very common use case would be to send a blast message to the all the parents in the class. (major)

3. Efficiency

One concern I have is that if the class were any larger (more students), it will be hard to select a specific student since they are not listed in any particular order. The teacher would have to scan the entire list to find the student(s) they are looking for. One quick solution would be to alphabetize them. (major)


4. Colorblindness

I really like how the students are

highlighted, I'm just concerned that green might not be the greatest color selection due to the fact that some people might be red-green colorblind. (minor)

5. Consistency

I noticed that when you hover over the student pictures, a little popup gives some basic information about the student. I think it would make sense to maybe also show that information when we hover over the student names, since their photos and names are so closely linked. (minor)



Selected Students

6. Feedback

I think it's really great feedback to add a photo of the student when he/she is selected. This helps with the red-green colorblindness issue I mentioned earlier. (minor)

7. Affordance

Hovering over the pictures gives parent and grade information. I didn't realize this until I tried it out just for fun. I think giving some more affordance that the photo is 'hoverable', such as perhaps adding a thick link-like border could be helpful. (minor)

Grades

STUDENT	HW 1	HW 2	Exam 1	Total Points	Average	Grade
CLASS AVERAGE:	83.5	85.6	86.2	255.3	85.1	B
Greg	98	95	103	296	98.7	A+
Danielle	80	72	84	236	78.7	C+
Evan	90	91	93	274	91.3	A-
Sarah	64	77	74	215	71.7	C-
Barbara	102	98	96	296	98.7	A+
Elisa	93	93	80	266	88.7	B+
Steve	88	89	95	272	90.7	A-
Mary	81	82	89	252	84	B
Marcus	100	100	90	290	96.7	A+

Send

8. Affordance / Consistency

When I hover over the rows in the grade panel, it gives me the affordance that clicking on the rows should cause something to happen. I would expect for either a profile of the student to pop up, or for the student selection be toggled. However, nothing happens, which can probably be confusing for the user. (major)

9. Affordance / Aesthetics

In the grades menu, when some students are selected, we end up having a mixture of yellow, grey, and white rows. I could not really figure out what the grey was for since I couldn't discern the alternating pattern with yellow rows interspersed. I thought at first that grey indicated that the student was in poor academic standing. I think there could probably be a better way to involve highlighting rows and still showing alternating rows (for easy readability). (minor)

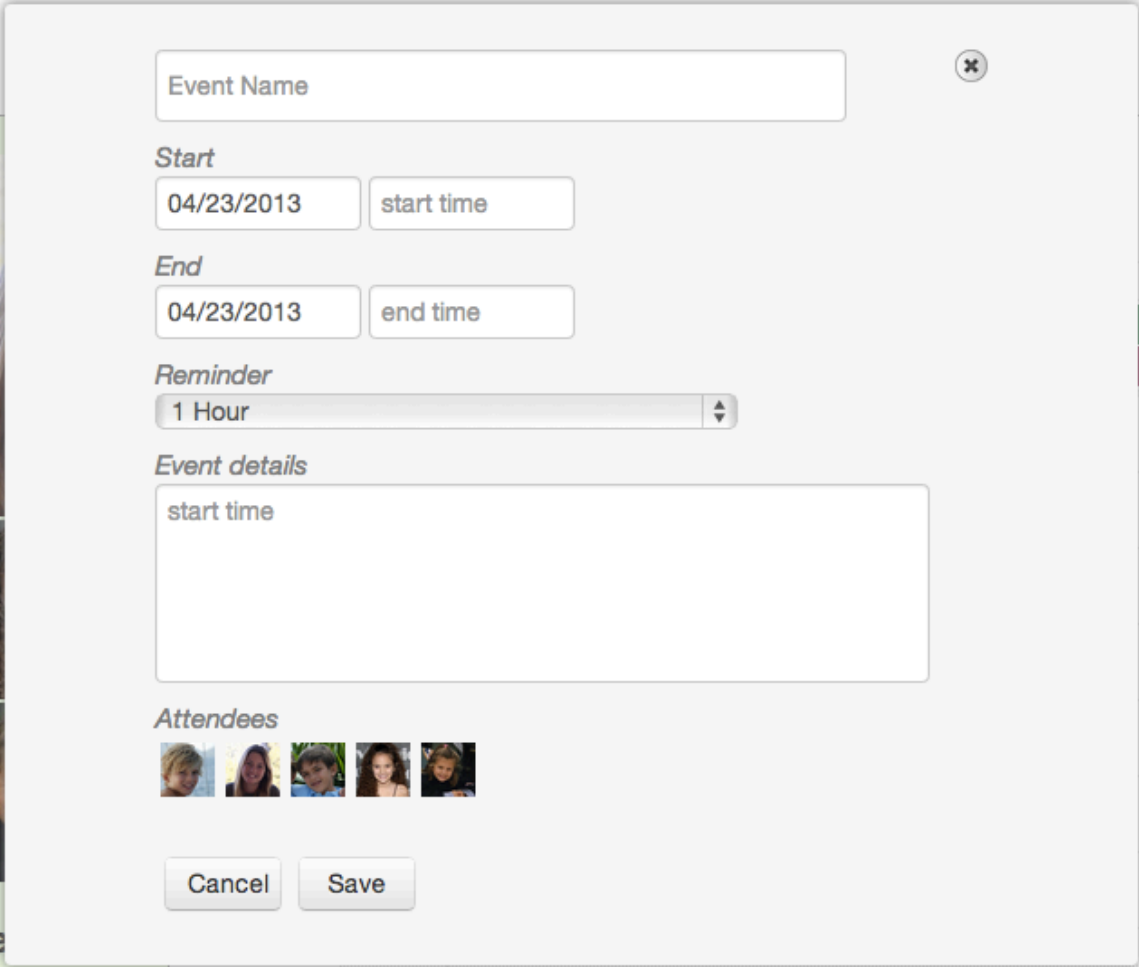
10. Flexibility/ efficiency / consistency and standards

Since the grades are represented in a table format, I would expect to be able to sort the rows based on different categories (name, HW 1, HW2, Exam 1, Total Points, etc). (major)

11. Affordance / error prevention / safety

In the grades page, I didn't know what the send button did so I clicked it and accidentally sent grade reports to 4 students. Since I had just been browsing the messages section, I thought I would perhaps be able to compose a message. I think this is a very easy to make mistake, and could lead to a lot of unintentional spamming. Perhaps a popup to confirm, or a more explicit send button might be helpful. (major)

Calendar



The image shows a screenshot of a calendar event creation popup window. The window has a close button (an 'x' in a circle) in the top right corner. The form contains the following fields and controls:

- Event Name:** A text input field.
- Start:** A date input field containing '04/23/2013' and a 'start time' input field.
- End:** A date input field containing '04/23/2013' and an 'end time' input field.
- Reminder:** A dropdown menu currently set to '1 Hour'.
- Event details:** A large text area containing the text 'start time'.
- Attendees:** A row of five small profile picture icons representing selected attendees.
- Buttons:** 'Cancel' and 'Save' buttons at the bottom.

12. Consistency

I see that when I create an event, the default attendees are those that have been selected. However, when the new event popup is showing, I can still select and deselect students in the container / background window. However, this doesn't

update the current 'create event' widget. I think that either background clicks should be disabled, enabled (and have action), or close the popup. (major)

13. Consistency (bug?)

When I create an event (with start and end times), it is still listed as an all day event. I'm guessing this is just a minor bug. Just thought I'd let you know!

14. Fitt's law

I see that you have both a cancel button and an 'x' button, which is nice. However, given that you have a lot of space, it might be more useable to have a larger 'x' button. (minor)

Messages

The screenshot shows a messaging interface with a list of messages and a bottom input area. The messages are as follows:

- Teacher Tammy** (with profile picture): Hi Everyone! I'm so excited for the beginning of this year and I hope you are too! If you ever need to contact me about anything, please use CheckMark and I'll get back to you immediately.
- Brenda** (with profile picture): Hi Tammy, I see that Sarah didn't do so well on her last math exam, what's going on and what can I do to help?
- Teacher Tammy** (with profile picture): Greg

At the bottom of the interface, there is a text input field with the placeholder text "New message for...". Below the input field are two radio buttons: "SMS" and "Email". To the right of these buttons is a "Send" button.

15. Learnability/ Visibility of system status

I'm slightly confused about who receives the messages. It seems like Brenda's message should be a private message to just me (other parents don't need to know about Sarah's scores) but my messages seem to be blast messages to all current

selected student parents. Since these two types of messages (from and to) we have different visibilities, that should be distinguished. I am also unable to keep track of which parents receive my messages. Since my selected students may change in between messages, I am unable to keep track of who my previous messages were to. I think this is probably the most major issue that I found. (major)

16. Visibility of system status

Similar to problem 15, when I send messages I also am not able to tell the difference between SMS, Email, and none. I realize that the ones that are checked are the methods of communication that will also be used. Perhaps, each method (previous ones included) should have some more information about what modes of communication were used. (major)

17. Learnability / affordance / safety

I think the placeholder text for sending a message is rather misleading. When I first saw it, I type 'Greg' because I wanted to send him a message. Instead, I sent a message that said 'Greg'. Perhaps this can be something along the lines of "message for selected students' parents". (major)

18. Affordances / efficiency

Perhaps if Brenda (Sarah's mom) wrote a message but instead said "I'm concerned about my daughter's grades". As a teacher, if I don't remember who Brenda is, I'd have to hover over all of the girls in the class to figure out whose mom is Brenda. I think there could be more affordance as to who each parent is. (major)

General

19. Aesthetics

I love the color scheme and organization. It doesn't overwhelm me with information, and is really easy on the eyes. Great job! (major)

Overall, I think this website is coming along very nicely! Keep up the great work – my main comments and opinions are about the messages section.