

Design 1

Ms Frizzle wants to send a permission slip to Arnold's Mom

Mrs Frizzle logs in:

CONNECTED

Username

Password


Ms. Frizzle enters username and password



Ms. Frizzle selects option for entire class: permission slip

<table border="1"><thead><tr><th>Class</th></tr></thead><tbody><tr><td>1A</td></tr><tr><td>1B</td></tr><tr><td>2A</td></tr></tbody></table>	Class	1A	1B	2A	<table border="1"><thead><tr><th>Student</th></tr></thead><tbody><tr><td>John A.</td></tr><tr><td>Lisa B.</td></tr><tr><td>...</td></tr></tbody></table>	Student	John A.	Lisa B.	...	<table border="1"><thead><tr><th>Gradebook</th></tr></thead><tbody><tr><td>attendance</td></tr><tr><td>...</td></tr></tbody></table>	Gradebook	attendance	...
Class													
1A													
1B													
2A													
Student													
John A.													
Lisa B.													
...													
Gradebook													
attendance													
...													
<p>Entire class options:</p> <table border="1"><tr><td>Permission slips</td></tr><tr><td>Schedule</td></tr></table>			Permission slips	Schedule									
Permission slips													
Schedule													

a dialog box opens up

<input type="checkbox"/> entire class	 <p>Text for permission slip</p>
<input type="checkbox"/> require signature	
<input type="text" value="--/--/--"/> date due	

permission slip dialog box
END FOR TEACHER

After Ms Fizzlo completes this all the parents get an email asking them to log in (or click a link)

Username	<input type="text"/>
Password	<input type="text"/>


Parent login

Parent home screen

<p>child</p> 	
<p>You have an Unsigned Permission slip</p> <p><input type="button" value="Go"/></p>	

Parent clicks

dialog box opens

<input type="checkbox"/> no	 <p>Permission slip text</p>
<input type="checkbox"/> yes	
<input type="checkbox"/> other	

Design 1

U.N.

Passw.

CONNECTED

Ms Frizzle logs in again

Class	<p>Permission slip</p> <p>calendars</p> <p>student → grades</p> <p>attendance</p>			
-------	---	--	--	--

Ms Frizzle selects menu's that slide out successively as the options per scope unfold.

Ms Frizzle selects "permission slips"

Choose Reason:

choose title:

choose template



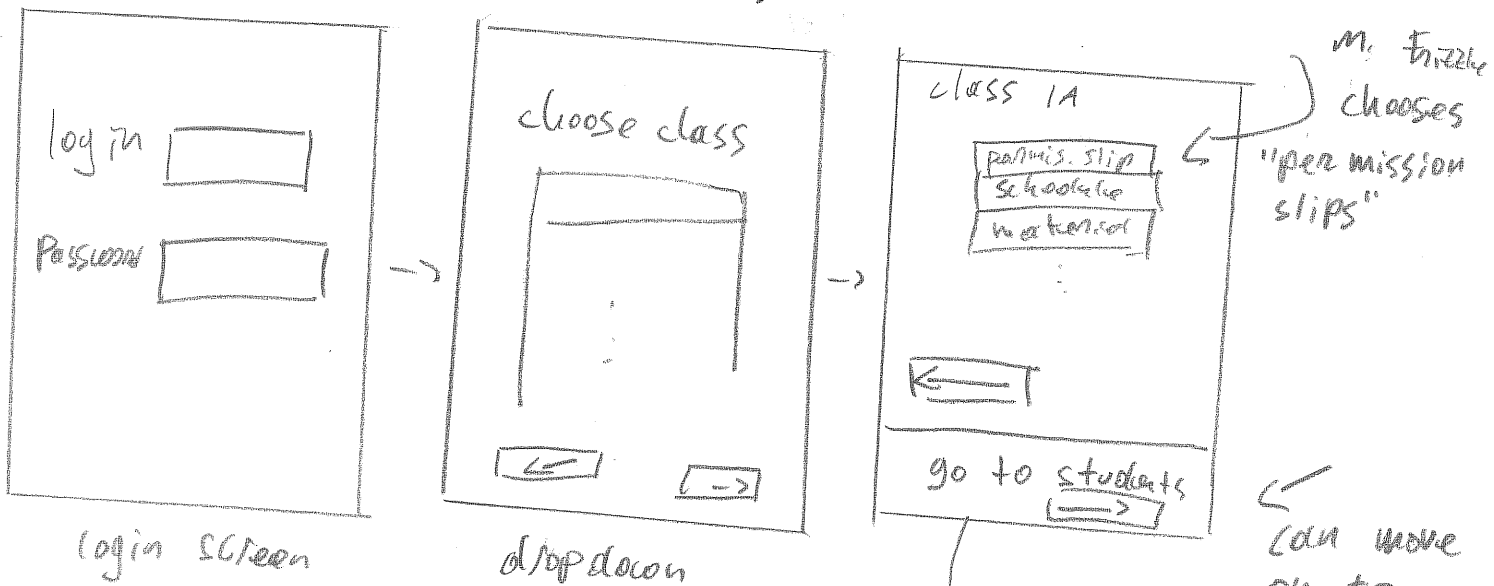
DIALOG BOX

this one creates templates that can be edited


Editable Template

→ SENDS TO ALL PARENTS.

Design 3: For small screen (stretch)



YES



clickable

Ms Frizzle can see a preview by clicking BUT cannot edit

SENT TO PARENTS.

NO

