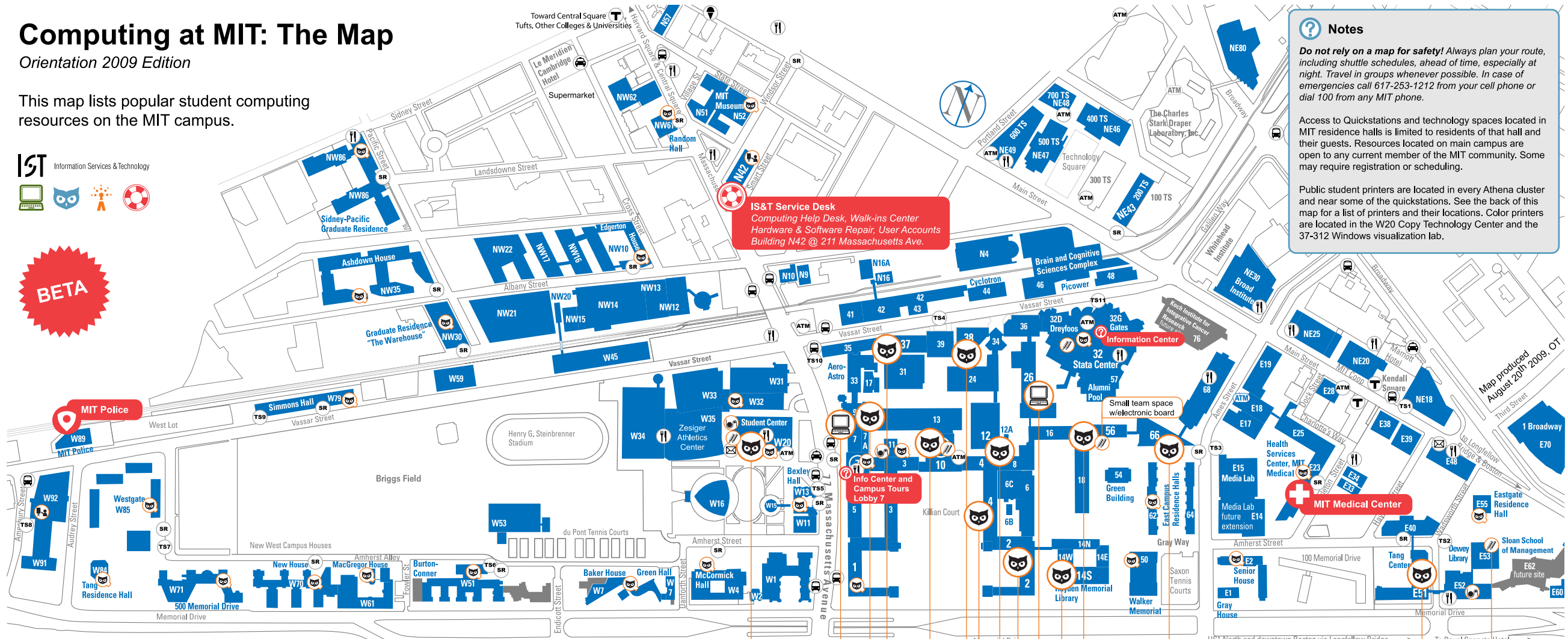


Computing at MIT: The Map

Orientation 2009 Edition

This map lists popular student computing resources on the MIT campus.

IS&T Information Services & Technology



Notes

Do not rely on a map for safety! Always plan your route, including shuttle schedules, ahead of time, especially at night. Travel in groups whenever possible. In case of emergencies call 617-253-1212 from your cell phone or dial 100 from any MIT phone.

Access to Quickstations and technology spaces located in MIT residence halls is limited to residents of that hall and their guests. Resources located on main campus are open to any current member of the MIT community. Some may require registration or scheduling.

Public student printers are located in every Athena cluster and near some of the quickstations. See the back of this map for a list of printers and their locations. Color printers are located in the W20 Copy Technology Center and the 37-312 Windows visualization lab.

Toward Micro Center, Trader Joe's

- Food, popular locations
Both MIT locations and common neighborhood locations shown. Lots more in Kendall, Central, across Harvard Bridge
- MBTA Bus Stop
- MBTA Subway Stop
Red Line stops in Kendall Square and Central Square (off map)
- On-campus / near campus Saferide stops
Important: 4 different late-night shuttle routes! Be sure to check the schedule before venturing out.
- Post Office
- Taxicab stands
- Tech Shuttle stops

- Educational Technology Spaces
Small group spaces with sharable screens or electronic white-boards
- Athena Quickstations
Walk-up kiosks for students, MIT user account needed
- Copy Technology Centers
Copy and print centers, specialty student printing (thesis, color)
- Computer Training Rooms
On-line registration for training classes ahead of time is required

- Athena Clusters at this location
Check each label for location details and special information
No in . Thanks!
85329 as of August 20 2009
- Non-Athena computer labs
Check each label for location details and special information

Largest Athena Cluster
Student Center, Room W20-575
Debathena & Windows
SIPB Office
Room W20-557

Adaptive Technology Information Center (ATIC) and Student Lab, 7-143

Rotch Library, 7-238

Rooms 37-312 & 37-332

Also at this location:
Windows 2D visualization lab
Room 37-312

Room 66-080

Room 56-129

Hayden Library, Basement, Room 14S-200

New Media Center, Multimedia Macs, Room 26-139

Rooms 2-032 & 2-225

Room 12-182

Sun Solaris Workstations, Room 4-167

Room 38-370

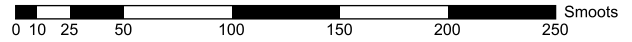
Barker Engineering Library
5th & 6th Floors, Building 10

Room E51-075
Debathena & Windows

Large & small team rooms with electronic displays, Dewey Library



Massachusetts Institute of Technology



Map produced August 20th 2009, OT

Security & Safe Computing

- Patch, Patch, PATCH!**
Set your computer to auto-update!
- Install protective software**
Download MIT's anti-virus software
- Choose strong passwords**
Easy to remember, impossible to guess
- Backup, Backup, BACKUP!**
MIT TSM or your own media. But do it!
- Control access to your machine**
Physical security is just as important
- Use email and internet safely**
Don't click on things from unknowns
- Use secure connections**
In doubt? VPN or secure sites
- Protect sensitive data**
Encrypt sensitive information
- Use desktop firewalls**
Your OS comes with it. Leave it on!
- Most importantly, stay informed**
Subscribe to the security-fyi email list

ist.mit.edu/security

Important Phone Numbers

Important phone numbers you will want to program into your cell phone or mobile device:

617-253-1212	MIT Police	<i>Any campus emergency</i>
617-253-1311	MIT Medical	<i>24-hour urgent care</i>
617-253-4948	Facilities	<i>24-hour emergency repairs</i>
617-253-8800	Nightline	<i>7pm -7am student hotline</i>
617-253-7669	3-SNOW	<i>Emergency information line</i>
617-253-1000	MIT Operators	<i>Directory assistance</i>
617-253-1101	Computing Help	<i>IS&T Service Desk</i>

Let Us Know What You Think

MIT is working hard to conserve energy and reduce waste. We try to keep printed materials to a minimum. Save a tree. Read it online!

With this map we're trying a new, compact way of conveying a lot of information about computing resources on campus in a small space formatted for convenient carrying.

Let us know what you think and help us improve it! Share your ideas at:

ist.mit.edu/start/map

Thanks and have a wonderful day!



Connecting To MITnet

Wired

- Locate a network drop and connect your computer using an Ethernet cable; active wired network drops are often marked by green connectors or stickers
- Students: cables are available from your RCC or at walk-ins in building N42

Wireless

- Connect to the wireless network *MIT* or *MIT N*; note that MIT's wireless networks are open and do not require a password to connect (security is handled by MIT's applications and services, not the network)
- Register your computer using your web browser if you are presented with a registration page

Register

- Open a web browser and follow the registration instructions if prompted

ist.mit.edu/start/mitnet

Public Student Printers

Printer	Location	Printer	Location	Special Printers
barker	Barker 6th	corfu	2-032	thesis
celine	2-225	sanda	4-167	<i>in 11 CopyTech</i>
bias	12-182	savion	12-182	w20thesis
maia	12-182	hayden	Hayden Library	<i>in W20 CopyTech</i>
electra	37-324	varan	37-324	echo
acantha	37-324	peecs	38-370	<i>in 37-312</i>
helios	56-129	nysa	56-129	w20color
homer	66-080	pindar	66-080	<i>in W20 CopyTech</i>
picus	E51-075	lotis	E51-075	thesis and w20thesis
pietro	Rotch Library	ajax	W20-575	are loaded with MIT
ceres	W20-575	python	W20-575	bond paper for thesis
fiber	W20-575	pulp	W20-575	printing. echo and w20
metis	W20-575			color are color printers.

Use the command **cview printers** at your Athena command prompt to view the latest list

Dorm Printers

Printer	Residence	Printer	Residence	Notes
ashdown	Ashdown	laser	New	Printers in residence halls are available only to a hall's residents. The list of printers includes IS&T-provided printers as well as dorm-provided units. Paper & toner are purchased by each dorm and special rules or restrictions often apply to users of dorm printers. Please contact your house IT chair for details.
bricks	Baker	nhdesk	New	
mortar	Baker	tree-eater	Next	
barbar	Burton-Conner	wh-print	NW30	
stumpgrinder	Burton-Conner	avery	Ashdown	
jonathan	Bexley	jarthur	Random	
e55prt	Eastgate	pulp-fiction	Senior	
amittai	East Campus	pacific	Sidney Pacific	
edgerton	Edgerton	sidney	Sidney Pacific	
w5-002	Green	simmons	Simmons	
macg	MacGregor	waffle	Simmons	
w61dcluster	MacGregor	w84prt	Tang	
katharine	McCormick	wg-tang	Tang	
mccormick	McCormick	westgate	Westgate	
clearcut	New			

µGuide To Printing On Athena

Header Pages

When printing from the Athena command line, suppress the header page with:

```
lpr -h filetoprint.ps
```

Select specific header page design with:

```
lpr -Zbanner=graph filetoprint.ps
```

More printer job control powers listed at ist.mit.edu/services/printing/tips

Manage Your Print Jobs

Control jobs from the Athena command line. Send a job to a specific printer with:

```
lpr -Pprintername filetoprint.ps
```

List jobs queued on specific printer with:

```
lpq -Pprintername
```

If a printer is stalled or busy, cancel all of your jobs with:

```
lprm -Pprintername
```

Not printing from Athena? Check out QuickPrint, a student-developed service, and print directly to public student printers from your web browser!


quickprint.mit.edu

Debathena

Athena is MIT's campus-wide academic computing environment. Debathena is the latest version of Athena, released summer 2009. It runs on Debian Linux and Ubuntu. Debathena is under active development and new features are added all the time. Full documentation is available online. The information below will get you started. Debathena computers are located all around campus in Athena clusters, as Quickstations, and in the residence halls (see map).

Logging In

- Type your username and press the Enter key. Then type your password and press Enter again.
- Your initial login may up to 30 seconds, as the environment is creating a snapshot of the system.



Basic Tasks On Debathena

Browsing The Web

- The Firefox web browser is available by clicking the Firefox icon at the top of the screen.



Checking Your Email

- Clicking on the email icon at the top of your screen will start the recommended email client for you. Or you can start a web browser to use any web-based email system

Getting A Command (Shell) Prompt

- The Terminal application is available by choosing *Accessories* from the *Applications* menu.



Good Citizenship

Logging Out

When you're done it is important to log out to make the computer available for the next student and to protect access to your files and documents.



- Click on the red *Power* icon at the top right of the screen and choose *Log Out...* from the menu, then confirm to log out

Shared Resources, Shared Responsibilities

- Please keep your workstation and area around it clean and neat for the next student. Keep food and beverages away from the computers and out of the clusters. Report problems with hardware so they can be addressed promptly.

debathena.mit.edu

Using Your Mac or Windows Computer

Macs on MITnet

- Macs are fully supported at MIT (Mac OS X 10.4 & 10.5)
- Always make sure the latest Mac OS security updates are downloaded and installed on your system. Find *Software Update...* in the **Apple** menu on your Mac
- MIT makes available a lot of Mac software, including VirusScan Enterprise, for free to the MIT community; get it from the Get Software link on the Mac OS page, along with lots more info

ist.mit.edu/services/os/macOS

Windows on MITnet

- MIT supports Windows XP SP3 and Vista Enterprise (32bit)
- ALWAYS, ALWAYS, ALWAYS make sure you keep your copy of Windows up to date with the latest security patches
- MIT runs its own Windows Update Service, which you can subscribe to
- A Windows XP or Vista Enterprise license may be available to you for free through our Campus Agreement, along with lots of other software available to the MIT community

ist.mit.edu/services/os/windows

Get Computing Help

Need to reach us?

Reach us at 617-253-1101 or computing-help@mit.edu

Want to visit?

Online at ist.mit.edu or in person at 211 Massachusetts Ave, Building N42



Your Stuff

Your username: _____

Your password: _____ It's a trick! Never write down, share, or email your password!

Cluster combo: _____

Combo changes every October. Look up the current one with the **tellme combo** command on Athena. Note it here.

MIT has two email systems: an established Cyrus IMAP system, and an integrated Microsoft Exchange email and calendaring service. Check off the one you use.

Check One	Your email system	Access your email on the web at
<input type="checkbox"/>	Microsoft Exchange	owa.mit.edu
<input type="checkbox"/>	Cyrus IMAP	webmail.mit.edu



Orientation 2009 Edition

This map lists popular student computing resources on the MIT campus.

Computing at MIT: The Map

Feedback on this map? Let us know what you think at ist.mit.edu/start/map

BETA



Ask. Find. Share.

Find IT answers and contribute your own in the Hermes knowledge base. It's full of things the MIT community knows about computing!

kb.mit.edu