


Creating Cases

Created Last Week



Cases Created Per Day

Average	Max
1.00	1 last week
1.18	2 6 weeks
1.31	4 6 months

Total Last Week

1 opened
8 closed

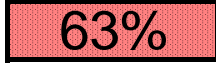
Month so far

4 opened
11 closed

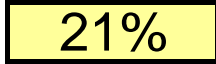
Pending Cases as of
6/18/2007

Closing Cases


7 or more days



1 to 7 days

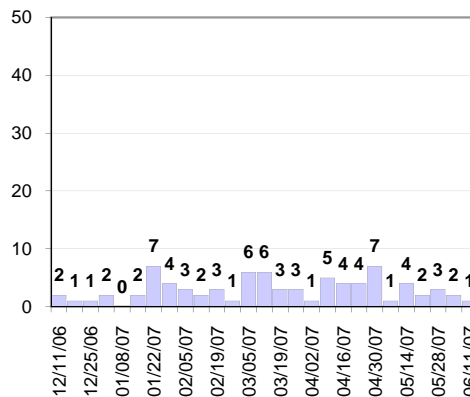


< 24 hours



(over the last six weeks)

Cases Created Per Week, last six months



Pending Queue over the last 6 months



Net effect over six months:


-38 ↓

Stalled Cases

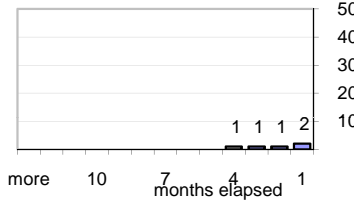
306 age of oldest, in days gone by
108 longest in days since any activity

Pending Queue

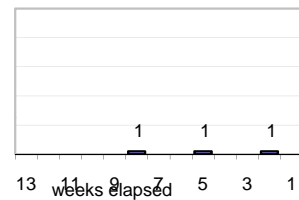
Currently Open



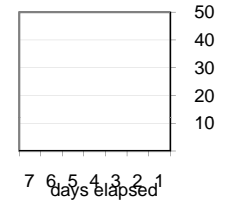
Age of Active Cases



more 10 7 months elapsed 4 1

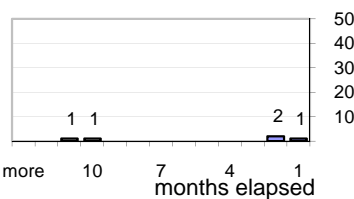


13 weeks elapsed 11 9 7 5 3 1

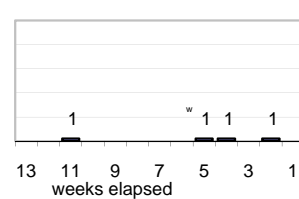


7 6 5 4 3 2 1 days elapsed

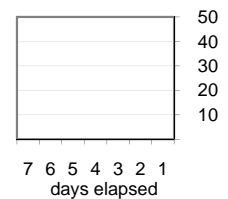
Time Since Any Activity in Active Cases



more 10 7 months elapsed 4 1



13 weeks elapsed 11 9 7 5 3 1



7 6 5 4 3 2 1 days elapsed

Complaint Types

Top 10 Complaint Types over 6 months

Copyright Infringement	-
Spam	18
Offensive Web Page	5
Misuse of MIT mail system	4
Forged Email	2
non-complaint	1
Other	1
Abuse of Workstation	1
Commercial use	-
Spam with virus payload	-

Historical View

Relative Volume of StopIt Cases, year to year for at least five years

