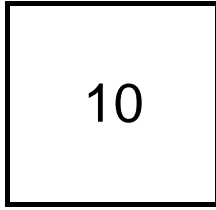


## Creating Cases

Created Last Week



## Cases Created Per Day

Average	Max
2.00	6 last week
1.33	6 6 weeks
1.40	6 6 months

## Total Last Week

10 opened  
0 closed

## Month so far

11 opened  
11 closed

Pending Cases as of  
3/12/2007

## Closing Cases

7 or more days



1 to 7 days

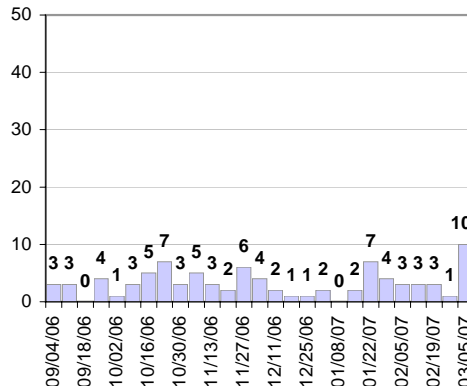


< 24 hours



(over the last six weeks)

## Cases Created Per Week, last six months



## Pending Queue over the last 6 months



Net effect over six months:


6 ↑

## Stalled Cases

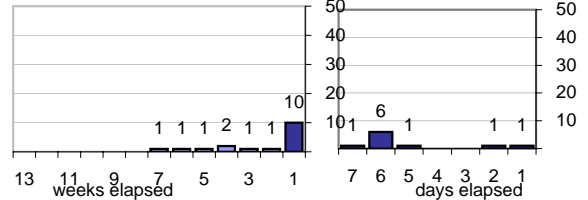
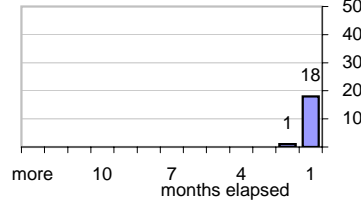
208 age of oldest, in days gone by  
40 longest in days since any activity

## Pending Queue

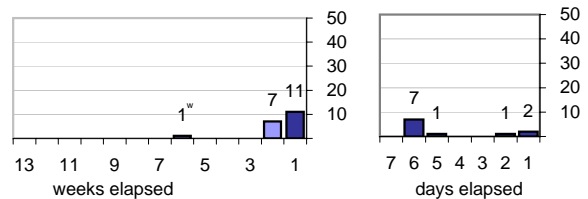
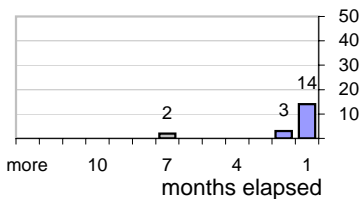
Currently Open



## Age of Active Cases



## Time Since Any Activity in Active Cases



## Complaint Types

### Top 10 Complaint Types over 6 months

Spam	18
Offensive Web Page	5
Misuse of MIT mail system	4
Forged Email	2
non-complaint	1
Other	1
Abuse of Workstation	1
Commercial use	-
Spam with virus payload	-
Unknown	-

## Historical View

### Relative Volume of StopIt Cases, year to year for at least five years

